



# YOU BELONG.



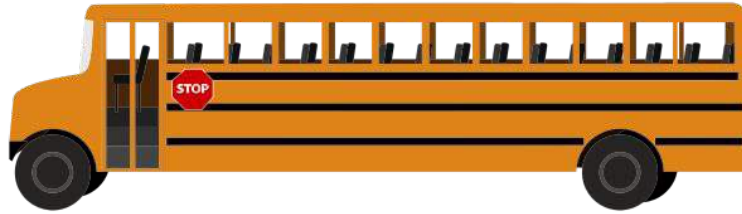
**Connect with me and our school:**  
Twitter - @BryanDKay  
Website - [www.bryandkay.com](http://www.bryandkay.com)  
School Twitter - @THRoadrunners  
Email: [kaybr@tcaps.net](mailto:kaybr@tcaps.net)



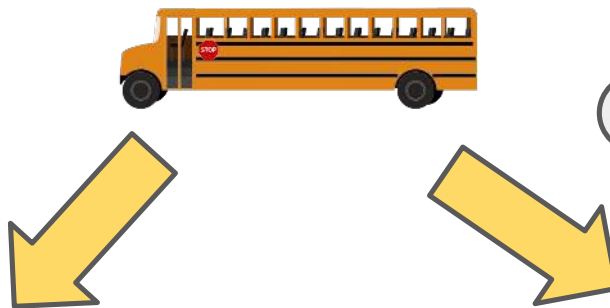

## Two Things Before We Get Started...

- *We need to know who we are sitting with and you need to know that you belong in this room!*
- *Your new team now must work together to complete the tasks outlined in your manilla envelope before the music ends!*

# OFF THE BUS



**How you feeling today? Why?**



A

*"Belonging is being somewhere where you want to be, and they want you...If I get to be me, I belong."*

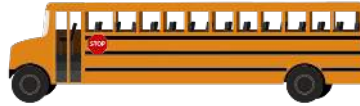
- Brene Brown

**What quote about belonging resonates with you most and why?**

B

*"I feel sorry for anyone who is in a place where he feels strange and stupid."*

- Lois Lowry (The Giver)



C

*"By building relations we create a source of love and personal pride and belonging that makes living in a chaotic world easier."*

Susan Lieberman



D

*"It is important to find a place where you feel trust, you feel belonging and stability."*


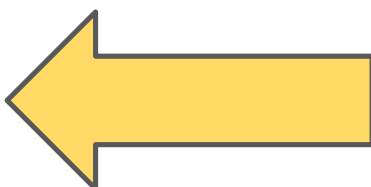
- Bojan Krkic

**Would you rather...**

**Always have a bad hair day**

or

**Always have bad breath?**



**51% → 90%**

**34% → 88%**

7

## GOALS TODAY

**1**

### LEARN

about our unique recognition system that was built alongside our staff to maximize student engagement and growth.

**2**

### ACQUIRE

tangible strategies to enhance the sense of belonging among students and staff at your school.

**3**

### BRAINSTORM

and walk away with ideas to add to make your school an even better place to be for staff and students.

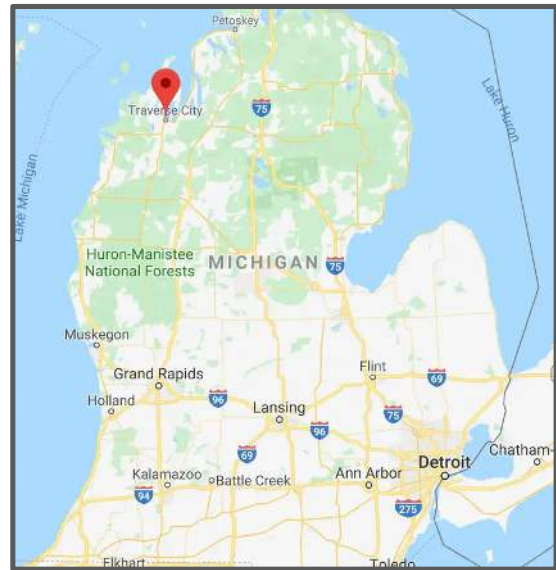
**MOMENT OF PAUSE #1**

***“Belonging is being somewhere where you want to be, and they want you. Fitting in is being somewhere where you want to be, but they don’t care one way or the other. Belonging is being accepted for you. Fitting in is being accepted for being like everyone else. If I get to be me, I belong. If I have to be like you, I fit in.”***

**- Brené Brown**

# **OUR SCHOOL**

# TRAVERSE HEIGHTS ELEMENTARY SCHOOL



# OUR SYSTEM



## HOUSE SYSTEM BASICS

### 5 HOUSES

- House **HURON**
- House **ONTARIO**
- House **MICHIGAN**
- House **ERIE**
- House **SUPERIOR**



**All staff and students** are all sorted into their own houses **for life!**

## WHAT IS IT?

- Our House System creates more connections, deeper bonds, and strong relationships across all grade levels with all of our students and staff.
- Staff and student created system. **They built it.**
- **Good behavior** and **academic success** are revered by all and recognized often.
- Throughout the year, each student's **personal accomplishments** are **rewarded with house points**. These house points **collectively** count toward his/her House.
- Each semester we crown a new champion, every month we recognize the House of the Month, and everyday we encourage friendly competition between our Houses.

## SORTING CEREMONY



**Belonging to your own house is a big deal! Making it fun and exciting is what it is all about.**

- **Initial Sorting:**
  - Staff - Cupcakes
  - Students - Envelopes
- **New Students or Staff:**
  - Wheel Spin



# HOW DOES IT WORK?

## School Expectations

- We are Safe. We are Respectful. We are Responsible. WE ARE ONE.
- Teach, model, practice.



ROADRUNNER EXPECTATIONS	RECESS	BATHROOM	OFFICE	CAFETERIA	LIBRARY	HALLWAY	BUS	ARRIVAL AND DEPARTURE	ASSEMBLY
	Voice Level 3	Voice Level 1	Voice Level 0 or 2	Voice Level 2	Voice Level 0 or 1	Voice Level 0 or 1	Voice Level 2	Voice Level 2	Voice Level 1
<b>SAFE</b>	Respect others space Have fun, but keep your body in control	Walking feet Wash hands Keep water in sink	Wait patiently while standing in one place or at a seat	Enter and exit in orderly line Keep hands, feet, and objects to yourself Respect the space of others	Walking feet Keep hands, feet, and objects to yourself	Walking feet Keep hands, feet, and objects to yourself	Keep hands, feet, and objects to yourself Remain seated and face forward	Keep hands, feet, and objects to yourself Walk directly where you need to go	Keep hands, feet, and objects to yourself Have fun, but keep your body in control
<b>RESPECTFUL</b>	Follow all adult directions the first time they are given Use positive language	Give privacy Use toilet and flush Walt quietly Report to desk Wait behind the line to be helped	Use please, thank you, and excuse me Wait quietly Report to desk Wait behind the line to be helped	Follow all adult directions the first time they are given Use positive language Say please, thank you, and excuse me	Follow all adult directions the first time they are given Use positive language Say please, thank you, and excuse me	Respect hallway displays Walk on the right side of the hallway	Follow all directions of the bus driver Use positive language	Shovel adults and other students (Hello, How are you? Good morning!)	Listen to the speaker Have Roadrunner Pride!
<b>RESPONSIBLE</b>	Line up quickly when recess ends Return equipment Use equipment appropriately	Keep bathroom clean Return to class		Clean up your space and help others before exiting	Return books Report accidents to books to librarian	Follow classroom line procedure Walk with purpose	Leave seat and floor clean	Store items neatly in locker Leave locker and space clean before exiting	Do not talk to others during the presentation Kindly encourage others to remain quiet

# HOW DOES IT WORK?

## Recognizing and Awarding Points

- Once points are earned, they cannot be taken away
- Staff encouraged to award 25 points to award each week
- Points are awarded to student and contribute to their house total
- Points are reset each month, but cumulative total is collected for the semester



# RECOGNIZING WHAT WE WANT STUDENTS TO REVERE

- Students of the Month have the most points in their house that month and receive a certificate, pin, bowling certificate.
- House with the most points at the end of the month has privilege of flying their flag in our hallway
- House Champion at the end of the semester gets their house engraved on our plaque, a special ceremony, and house champion patches for their backpacks



## MOMENT OF PAUSE #2

**“By building relations we create a source of love and personal pride and belonging that makes living in a chaotic world easier.”**

Susan Lieberman

# SENSE OF BELONGING AND STUDENT LEADERSHIP

**YOU BELONG.**



- When a new student enrolls at our school our goal is to welcome them to our learning environment and our scholastic family in the most positive and welcoming manner.
- Classrooms join in a New Student Ceremony that places a student in their house and provides an opportunity for our students to share our school expectations with the new student and their family.
- Our House Leaders take part in the Ceremony and take the new student on a school tour.
- After the tour they receive their house shirt, locker tag, school book, and magical polaroid - "You Belong."

# BUILDING BELONGING AND CONNECTION

## 1. Monthly Assemblies and House Meetings

- Monthly time to meet as a school to recognize our Houses and students



## 2. House Buddy Meetings

- Once a month meetings to strengthen relationships and build on skill areas



## 3. Wheel Spin Fridays

- Recognize of students of the week and have fun taking risks and learning about chance



# BUILDING BELONGING AND CONNECTION

## House Assemblies

- School Cheer
- Welcome to our Houses
- Minute to Win It
- Recognize House of the Month
- Recognize Students of the Month
- Wheel Spin



# BUILDING BELONGING AND CONNECTION

## House Meetings

- Break into our houses
- Discussion/Reflection
- Activity to build unity and connection



# BUILDING BELONGING AND CONNECTION

## Wheel Spin Fridays

- Staff nominate students of the week
- House leaders help lead the Wheel Spin for the whole school
- Google Meet
- Students spend time celebrating together and we also make magic happen!



# BUILDING BELONGING AND CONNECTION



## ● House Buddy Classes

- Classes are paired
- Switches every other month
- Students work with their housemates on specific activities
  - Gratitude Scavenger hunt
  - Positive Self-Talk Poster
  - Spreading Holiday Cheer Grocery Bags
  - Positive Affirmation Posters for Lockers



# HOUSE LEADERS



## House Leaders:

- We have five house leaders at our school.
- One student from each house is nominated and selected.
- They must apply for the position and be appointed to the position for the year.

## Responsibilities:

- School tours and new student ceremonies
- Raise of our house flags
- Wheel Spin
- Nominating the next student leader

## Privileges:

- Own house locker front and center
- Monthly lunch with the principal



# MENTOR PROGRAM

## Purpose:

- Our House Mentor program is meant to help build leadership within our students and help students in our building who may need additional support in regulating their behavior.

## How It Works:

- 6-8, 4th and 5th Grade Leaders are selected as Mentors for the year
- Mentors and mentees meet in the library on Monday at 8:30-9:00 AM and Friday during our Wheel Spin.
- When meeting they check in with one another, set goals, and participate in fun activities to work on social skills.



## MOMENT OF PAUSE #3

**"I feel sorry for anyone who is in a place where he feels strange and stupid."**

- Lois Lowry (The Giver)

# BRAINSTORM

## Advice for House System or When Adding Something New

1. What problem are you solving? Data?
2. Let your passion drive you.
3. Go slow to go fast.
4. Lean on the team.
  - a. *Staff*
  - b. *Students*
  - c. *Families*
  - d. *District Support*
5. Have fun! Literally. Its ok. I promise.

**PHASE I:**  
Plan

**PHASE II:**  
Do

**PHASE III:**  
Check

**PHASE IV:**  
Add and Adjust



## MOMENT OF PAUSE #4: BRAINSTORM

With the remaining time we have - with your new team - outline your takeaways from today, provide me feedback on how I can make our system better, and reflect on how you might be able to bring a better sense of belonging to your school!

I'll be checking in with table groups to answer any questions or share any thoughts before our last activity so don't leave just yet!



**Help give me feedback to make our school even better too!**




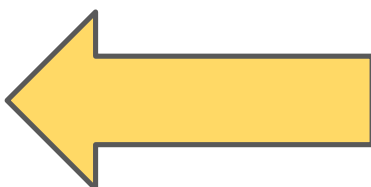
**Did you learn about our school and our systems, acquire some new thoughts, and brainstorm some ideas that you could use at your school tomorrow?**

**YES!**

*"I'm going to....when I get back to my school"*

**No, man - sorry!**

*"You could make this presentation more applicable to me by...."*



**51% → 90%**

**34% → 88%**

**THANK YOU!**



**Connect with me and our school at:**

**Twitter - @BryanDKay**

**Website - [www.bryandkay.com](http://www.bryandkay.com)**

**School Twitter - @THRoadrunners**

**Email: [kaybr@tcaps.net](mailto:kaybr@tcaps.net)**

# YOU BELONG.

## Brainstorming Document

### Goals Today:



1. **Learn** about our unique recognition system that was built alongside our staff to maximize student engagement and growth.
2. **Acquire** tangible strategies to enhance the sense of belonging among students and staff at your school.
3. **Brainstorm** and walk away with ideas to add to make your school an even better place.

### MOMENT OF PAUSE #1

**Question:** How does this quote relate to the activity we just did together?

*My Quick Reflection:*

*Thoughts From Others I Want to Remember:*

### MOMENT OF PAUSE #2

**Question:** How might a house system or components of it lead to a greater sense of belonging among students? Staff?

*My Quick Reflection:*

*Thoughts From Others I Want to Remember:*

### MOMENT OF PAUSE #3

**Question(s):** How do you help lift your students up at your school?  
What are some things you could take back to your school to help make even better leaders of your students?

*My Quick Reflection:*

*Thoughts From Others I Want to Remember:*

### MOMENT OF PAUSE #4

# YOU BELONG.

## Brainstorming Document

### BRAINSTORMING

Reflect on these questions and what you've learned today to help bring ideas back to your school to make it an even better place.

#### PHASE #1

##### Planning

Who are your key players for getting a house system started?

Students-

Staff -

Families -

How can you gather their input?

What might you need to do to get them on board? What data could you use to help guide your work?

#### PHASE #2

##### Doing

Once your team is set - when do you meet?

How do you roll it out to staff?

What does your initial sorting ceremony look like?

How might you track points?

#### PHASE #3

##### Check

How do you meet with your team to check in on your progress?

What data would you use to track your success?

#### PHASE #4

##### Add and Adjust

How do you add more leadership opportunities?

**Write down emails and twitter handles of folks around you to connect and check in!**