

LIVING OUTSIDE THE BOX

**STRATEGIES FOR LEVERAGING
TECHNOLOGY TO BUILD
INSTRUCTIONAL CAPACITY &
INCREASE STUDENT
ENGAGEMENT**

Casey Ahmed, K-5 Principal
Amanda Crum, Director of Instructional
Support

PRESENTER INFO

South Carolina Connections Academy is the largest school in the state of South Carolina with over 6,300 students enrolled in K-12 and is 100% virtual.



Casey Ahmed is the elementary principal at South Carolina Connections Academy. She has served SCCA students and teachers since 2011 and has previous experience as a math teacher in brick and mortar schools in South Carolina and Moscow, Russia. She holds a Masters degree in Educational Administration and a Masters degree in Middle School Mathematics Education. Casey lives in South Carolina and enjoys traveling, college football, and spending time with her family.



Amanda Crum is the Director of Instructional Support at South Carolina Connections Academy. She has served as a teacher, instructional coach, and administrator in both brick and mortar and virtual learning environments. During the course of her 20-year career, Amanda has obtained National Board Certification, served as the 2017-2018 Teacher of the Year, and is currently a doctoral student pursuing an Ed.D. in Curriculum and Assessment. In her free time, she enjoys spending time on the lake with her family and listening to audiobooks.

agenda



ACTIVITY

Your Greatest Resource



BLINK AND A WINK

The "Blink"

Instructional Leadership for All



BUILDING ON THE BEST

Instructional Fair

SLAM!




Q&A



**WHAT IS YOUR
GREATEST
RESOURCE
WITHIN YOUR
SCHOOL?**

BLINK & A WINK

How can you use technology to build capacity in your greatest resource - teachers?



HAVE YOU EVER...



**WANTED TO LEARN
MORE ABOUT HIGH
IMPACT
INSTRUCTIONAL
STRATEGIES?**



**BEEN INTRIGUED
ABOUT WHAT
EVIDENCE THERE IS
THAT STUDENTS ARE
LEARNING?**



**THOUGHT ABOUT IF
THERE WAS ANOTHER
STRATEGY THAT
COULD BE USED TO
TEACH A SKILL?**



**CONSIDERED IF
STUDENTS ARE ACTIVE
PARTICIPANTS IN THE
CLASSROOM OR
PASSIVE OBSERVERS?**



**WONDERED ABOUT
WHAT RESEARCH
SHOWS HAS THE
HIGHEST IMPACT ON
STUDENT LEARNING?**



**ARE COMMITTED TO
ENSURING
LEARNING
FOR
ALL STUDENTS...**




**AND HAVE TIME
CONSTRAINTS?**



**THEN THIS IS FOR
YOU!**

IN 5 MINUTES OR LESS PER WEEK...

Get researched-based,
Impact centered,
Bite-size,
Professional Learning...



ON DEMAND

TUNE IN!

TO THE INSTRUCTIONAL BLINK OF THE WEEK...

WINK - Tools & Resources

Let's work as a **collective SCCA family** and learn from each other by posting strategies from previous Blink videos, tips, and resources [here](#)! **Challenge:** Take a look at what your colleagues posted and try something new this week!

Want to learn more about the impact of collective efficacy? Here's a quick [article](#) to read.

Need help finding **YOUR WHY**? [Check out this 5 minute clip!](#) Want more? Read the [Start With Why](#) by Simon Sinek!

Check out [this YouTube Video Player](#) for LiveLesson Room! Thank you, Anne Richardson, for making this fabulous video!

[The Learning Network](#)



[Padlet Link](#)



THE BLINK & AWINK - September 26-30

BLINK - We're Better Together

Stop, Collaborate & Listen... This 4 minute BLINK will examine putting the "PL Back in PLC" and the power of collective efficacy. Research shows that collective teacher efficacy is one of the most impactful influences on positive student outcomes. Please take time to discuss the BLINK video and explore WINK resources in your collaborative team meetings. We are truly better together!



WHAT WORKS BEST



“It is not just **WHAT** or **HOW** you do things that matters; what matters more is that **WHAT** and **HOW** you do things is consistent with your **WHY**.”

Simon Sinek


How can you use technology to align leadership practices with Professional Learning?

[Padlet](#)



BUILDING ON THE BEST

How do you share effective instructional practices that are happening within your school or district?



VIRTUAL INSTRUCTIONAL FAIR

"Sometimes the greatest PD is the teacher down the hall."

~ BRIAN ASPINALL



TODAY'S AGENDA

9:00- 9:15

- Project Briefing

9:15-10:00- LIVE Sessions

- Lay the Foundation

Break- 10:00-10:15

10:15-11:00- LIVE Sessions

- Reinforce our Structure

11:00-11:30-Independent Contracting

- Fill your toolbox

11:30-12:30-Lunch Break!

12:30-1:15- LIVE Sessions

- Apply the finishes

1:15- 1:45-Independent Contracting



INSTRUCTIONAL FAIR

Use the MENU to navigate today's program!



-  [Trailer](#)
-  [Reflection & Raffle!](#)
-  [Resources](#)

LEARNING FOR ALL

TEAM GOALS IN SUPPORT OF GRADE BAND GOALS

GRADE BAND GUIDING COALITIONS WITH GOALS

NON-NEGOTIABLES

CLICK on Title to ENTER	Description	Time
Reaching the Unreachable: Homeroom Relationships	How can we use our homeroom relationships to truly reach ALL of our students at SCCA?	30 minutes
Diving into Data Discussions	You have your data, so now what? Join in as we take a look at how to dive deep into data discussions so that we can "build on the best" for students.	30 minutes
Creating with Nearpod	Use the resources participants already have to create lessons that are personalized to meet their students' learning needs. They will learn how to build strong lessons using formative assessments and multimedia to enrich every learning experience.	45 minutes
Taking Care of your Brain (Mental Wellness strategies) Meeting ID: 830 4053 8403 Passcode: 478046	"Research shows breaks are important, not just to make us less exhausted...but to actually improve our ability to focus and engage while in those meetings." We'll share key takeaways, provide strategies, and Sarah will share her personal experience with the Employee Assistance Program counseling benefits!	30 minutes
Using a Digital Data Dashboard to Drive Instruction and Collaboration	Digital dashboards create tremendous tools for aggregating data into a visual format. Come to know how the power of producing a simple, dynamic infographic using Google Looker Studio can inform your interactions and decisions for students' success.	30 minutes
Progress Learning: Beyond the Basics	Learn how to pull reports and assign quick click remediation in Progress Learning. Find assessment results with a detailed item analysis. Create custom assessments and assignments.	45 minutes



TODAY'S AGENDA

9:00- 9:15

- Project Briefing

9:15-10:00- LIVE Sessions

- Lay the Foundation

Break- 10:00-10:15

10:15-11:00- LIVE Sessions

- Reinforce our Structure

11:00-11:30-Independent Contracting

- Fill your toolbox

11:30-12:30-Lunch Break!

12:30-1:15- LIVE Sessions

- Apply the finishes

1:15- 1:45-Independent Contracting



INSTRUCTIONAL FAIR

Use the MENU to navigate today's program!



-  [Trailer](#)
-  [Reflection & Raffle!](#)
-  [Resources](#)

LEARNING FOR ALL

TEAM GOALS IN SUPPORT OF GRADE BAND GOALS

GRADE BAND GUIDING COALITIONS WITH GOALS

NON-NEGOTIABLES

CLICK on Title to View!	Description & Resources	Time
Add OOMPH to Your LL with Canva	In this 5 minute video, learn how to use Canva to create beautiful and eye-catching graphics for your LiveLessons. We will go over various features of Canva and how to use them to add oomph and pizzazz. You will learn how to navigate the Canva editor, create text and shapes, add images, and shuffle SCCA school colors. Finally, we will discuss how to export and share your designs with others and in LiveLesson.	5 minutes
Diving into Data Discussions	You have your data, so now what? Join in as we take a look at how to dive deep into data discussions so that we can "build on the best" for students.	10 minutes
Deliver Differentiate Tier 2 Instruction Asynchronously with Branching Google Forms	By embedding instructional supports directly into Google Forms, you can create targeted asynchronous instruction and practice for students to address specific skills as they show need. Learn about the structure and set-up of these Google Forms and take away a template to help you build a Tier 2 Intervention resource!	10 minutes
Bridging the Distance Gap	Creating a presence in the lessons that encourages the learner to step closer to his/her learning experience. Enjoy the ride as we bridge the gap of the Virtual Learning experience, so that the learning environment not only becomes familiar but also a safe place.	10 minutes
Using Canva to Frontload/Review Units	Use Canva to create a website that supports students in acquiring or reviewing prerequisite skills.	15 minutes
Visible Learning for Mathematics and Mathematical Discussions	Research shows that mathematical discussions have a high impact on student learning. This presentation goes over best practices for orchestrating mathematical discussions.	15 minutes

ENGAGEMENT SLAM!

SLAM PRESENTERS

Kendra C
Google Spreadsheet Tricks

Raleigh M
5 hacks in 5 minutes

Mary C
Pixabay

Melissa D
Boom Cards

Shtanya P
CommonLit.Org

5 Minute
Videos to
Engage
Students
Using
Technology

Christine M
Text Blaze

Danielle V
One Minute Math

Nicole R
Canva Hacks



One Minute Math

SCCA 4th Grade Math

Purpose: Quick, weekly videos to engage students in exploring geometry concepts throughout the year.





QUESTIONS?

What is one thing you have learned today that you can take back to make an impact in your school or district?

CONTACT INFORMATION

CASEY AHMED

Elementary Principal

cahmed@scca.connectionsacademy.org

AMANDA CRUM

Director of Instructional Support

amcrum@scca.connectionsacademy.org

REFERENCES

Donohoo, J., Hattie, J., & Eells, R. (2018, March 1). The power of collective efficacy. ASCD. Retrieved September 29, 2022, from <https://www.ascd.org/el/articles/the-power-of-collective-efficacy>

Hattie, J., & Smith, R. L. (2021). 10 Mindframes for leaders: The Visible Learning Approach to school success. Corwin.

Hattie, J., & Zierer, K. (2018). In 10 mindframes for Visible learning: Teaching for success (pp. 26–28). essay, Routledge, Taylor & Francis Group.

Waack, S. (2018, October 12). Collective teacher efficacy (CTE) according to John Hattie. VISIBLE LEARNING. Retrieved September 27, 2022, from <https://visible-learning.org/2018/03/collective-teacher-efficacy-hattie/>

