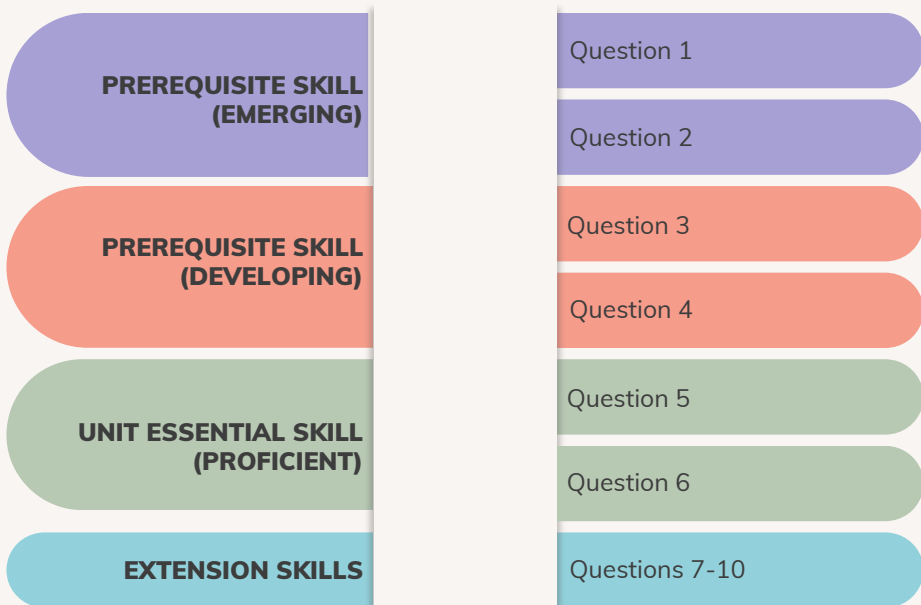
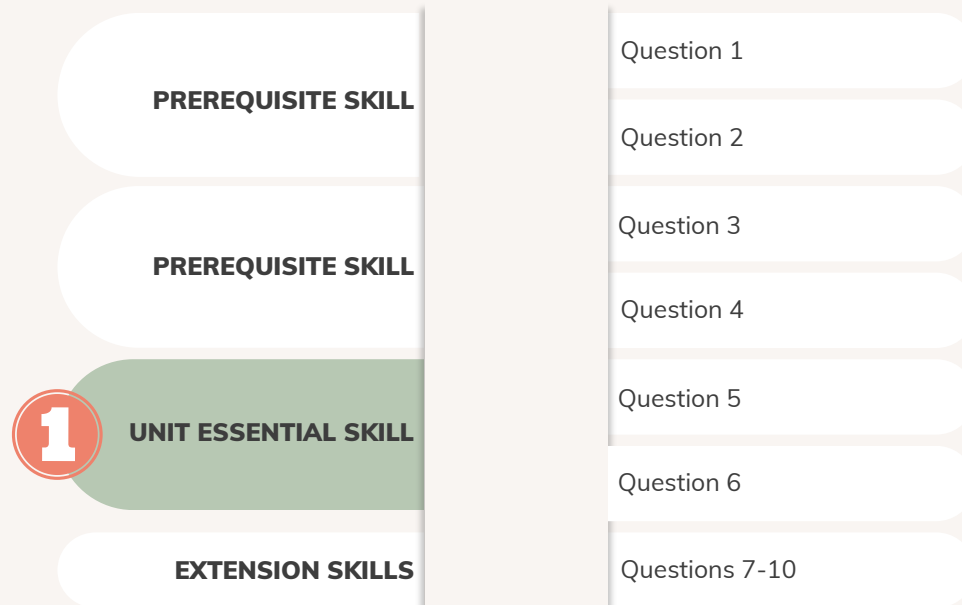


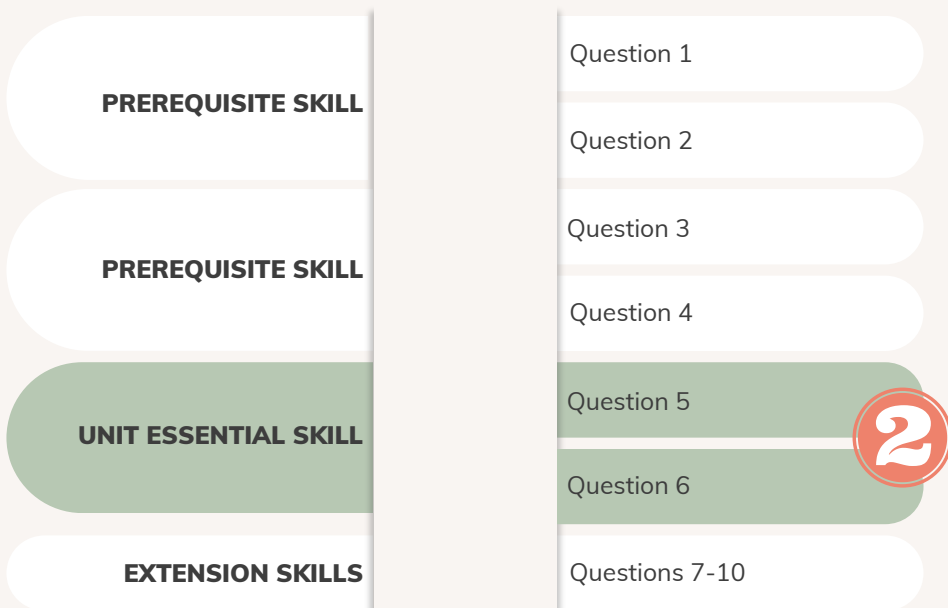
SKILL BASED ASSESSMENTS



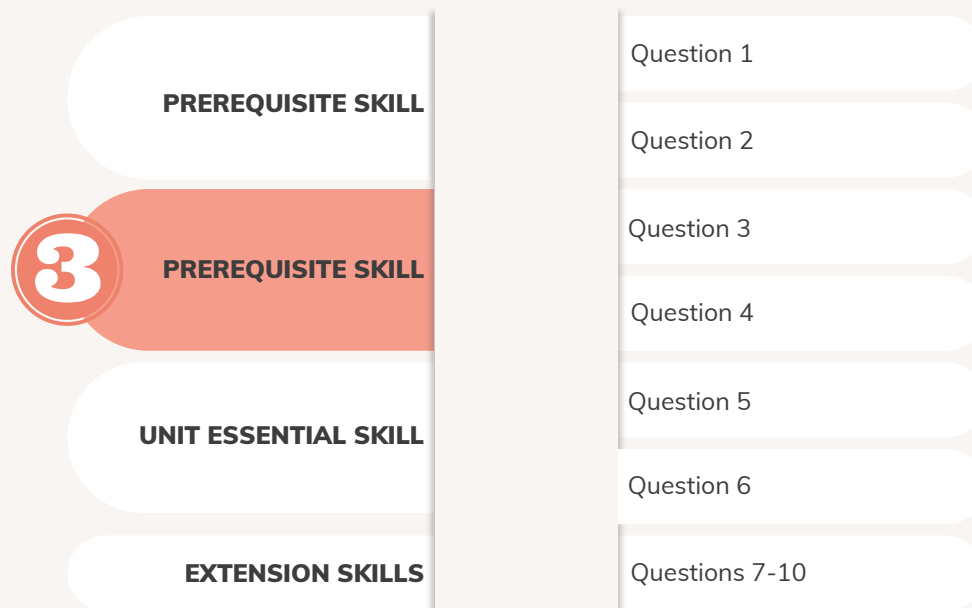
SKILL BASED ASSESSMENTS



SKILL BASED ASSESSMENTS



SKILL BASED ASSESSMENTS



SKILL BASED ASSESSMENTS

PREREQUISITE SKILL

PREREQUISITE SKILL

UNIT ESSENTIAL SKILL

EXTENSION SKILLS

Question 1

Question 2

Question 3

Question 4

Question 5

Question 6

Questions 7-10

4

SKILL BASED ASSESSMENTS

5

PREREQUISITE SKILL

PREREQUISITE SKILL

UNIT ESSENTIAL SKILL

EXTENSION SKILLS

Question 1

Question 2

Question 3

Question 4

Question 5

Question 6

Questions 7-10

SKILL BASED ASSESSMENTS

PREREQUISITE SKILL

PREREQUISITE SKILL

UNIT ESSENTIAL SKILL

EXTENSION SKILLS

Question 1

Question 2

Question 3

Question 4

Question 5

Question 6

Questions 7-10

6

SKILL BASED ASSESSMENTS

PREREQUISITE SKILL

PREREQUISITE SKILL

UNIT ESSENTIAL SKILL

7

EXTENSION SKILLS

Question 1

Question 2

Question 3

Question 4

Question 5

Question 6

Questions 7-10

SKILL BASED ASSESSMENTS

PREREQUISITE SKILL

PREREQUISITE SKILL

UNIT ESSENTIAL SKILL

EXTENSION SKILLS

Question 1

Question 2

Question 3

Question 4

Question 5

Question 6

Questions 7-10 **8**

SKILL BASED ASSESSMENTS

PREREQUISITE SKILL

PREREQUISITE SKILL

1 SUMMARIZE GRADE LEVEL TEXT WHILE IDENTIFYING THE MAIN IDEAS AND DETAILS

EXTENSION SKILLS

Question 1

Question 2

Question 3

Question 4

Question 5

Question 6

Questions 7-10

SKILL BASED ASSESSMENTS

PREREQUISITE SKILL

PREREQUISITE SKILL

SUMMARIZE GRADE LEVEL TEXT WHILE IDENTIFYING THE MAIN IDEAS AND DETAILS

EXTENSION SKILLS

Question 1

Question 2

Question 3

Question 4

Write a 3-5 sentence summary of the text while conveying the author's purpose / theme.

Write the main idea of the text and with your highlighter, highlight the three supporting details. **2**

Questions 7-10

SKILL BASED ASSESSMENTS

PREREQUISITE SKILL

3 COMPREHEND A PIECE GRADE LEVEL TEXT

SUMMARIZE GRADE LEVEL TEXT WHILE IDENTIFYING THE MAIN IDEAS AND DETAILS

EXTENSION SKILLS

Question 1

Question 2

Question 3

Question 4

Write a 3-5 sentence summary of the text while conveying the author's purpose / theme.

Write the main idea of the text and with your highlighter, highlight the three supporting details.

Questions 7-10

SKILL BASED ASSESSMENTS

PREREQUISITE SKILL

COMPREHEND A PIECE
GRADE LEVEL TEXT

SUMMARIZE GRADE LEVEL
TEXT WHILE IDENTIFYING
THE MAIN IDEAS AND
DETAILS

EXTENSION SKILLS

Question 1

Question 2

Answer 3 fill in the blank questions
that show understanding of the text.

With the 3 questions above draw a line from your fill
in the blank answer to the word or sentence from the
text that supports your answer.

Write a 3-5 sentence summary of the text
while conveying the author's purpose / theme.

Write the main idea of the text and with your
highlighter, highlight the three supporting
details.

Questions 7-10

5

READ A PIECE OF GRADE
LEVEL TEXT FLUENTLY

COMPREHEND A PIECE
GRADE LEVEL TEXT

SUMMARIZE GRADE LEVEL
TEXT WHILE IDENTIFYING
THE MAIN IDEAS AND
DETAILS

EXTENSION SKILLS

Question 1

Question 2

Answer 3 fill in the blank questions
that show understanding of the text.

With the 3 questions above draw a line from your fill
in the blank answer to the word or sentence from the
text that supports your answer.

Write a 3-5 sentence summary of the text
while conveying the author's purpose / theme.

Write the main idea of the text and with your
highlighter, highlight the three supporting
details.

Questions 7-10

SKILL BASED ASSESSMENTS

READ A PIECE OF GRADE
LEVEL TEXT FLUENTLY

COMPREHEND A PIECE
GRADE LEVEL TEXT

SUMMARIZE GRADE LEVEL
TEXT WHILE IDENTIFYING
THE MAIN IDEAS AND
DETAILS

EXTENSION SKILLS

Have the class read a 2-3
paragraph piece of text

Circle words that you have never
seen before or had a hard time
reading.

Answer 3 fill in the blank questions
that show understanding of the text.

With the 3 questions above draw a line from your fill
in the blank answer to the word or sentence from the
text that supports your answer.

Write a 3-5 sentence summary of the text
while conveying the author's purpose / theme.

Write the main idea of the text and with your
highlighter, highlight the three supporting
details.

Questions 7-10

6

SKILL BASED ASSESSMENTS

READ A PIECE OF GRADE
LEVEL TEXT FLUENTLY

COMPREHEND A PIECE
GRADE LEVEL TEXT

SUMMARIZE GRADE LEVEL
TEXT WHILE IDENTIFYING
THE MAIN IDEAS AND
DETAILS

COMPARE AND CONTRAST TWO
EVENTS OR CHARACTERS IN A
PIECE OF GRADE LEVEL TEXT

7

Have the class read a 2-3
paragraph piece of text

Circle words that you have never
seen before or had a hard time
reading.

Answer 3 fill in the blank questions
that show understanding of the text.

With the 3 questions above draw a line from your fill
in the blank answer to the word or sentence from the
text that supports your answer.

Write a 3-5 sentence summary of the text
while conveying the author's purpose / theme.

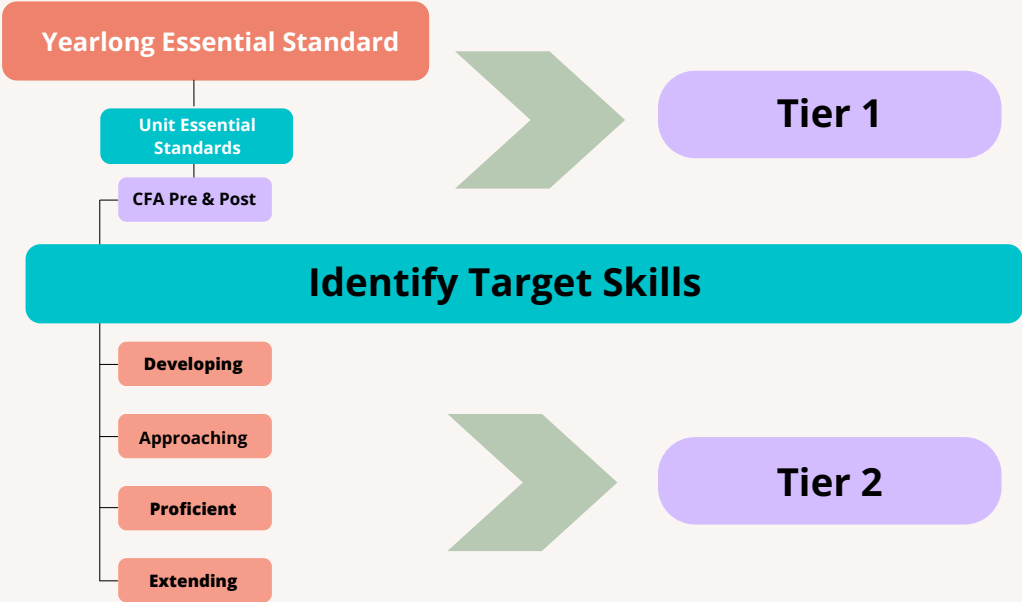
Write the main idea of the text and with your
highlighter, highlight the three supporting
details.

Questions 7-10

SKILL BASED ASSESSMENTS

- READ A PIECE OF GRADE LEVEL TEXT FLUENTLY
- COMPREHEND A PIECE GRADE LEVEL TEXT
- SUMMARIZE GRADE LEVEL TEXT WHILE IDENTIFYING THE MAIN IDEAS AND DETAILS
- COMPARE AND CONTRAST TWO EVENTS OR CHARACTERS IN A PIECE OF GRADE LEVEL TEXT

- Have the class read a 2-3 paragraph piece of text
- Circle words that you have never seen before or had a hard time reading.
- Answer 3 fill in the blank questions that show understanding of the text.
- With the 3 questions above draw a line from your fill in the blank answer to the word or sentence from the text that supports your answer.
- Write a 3-5 sentence summary of the text while conveying the author's purpose / theme.
- Write the main idea of the text and with your highlighter, highlight the three supporting details.
- Compare and contrast two events or characters in the text; use the text to support your similarities and differences. Use a Venn diagram to organize your thoughts.



GROUP KIDS BY NEED, ASSIGN STAFF BY EXPERTISE!


SCORING THE ASSESSMENT

As soon as a student misses a question, stop scoring, and circle the 1st question that they missed. This will indicate to you what group for Tier 2 interventions or extensions they will be in.

READ A PIECE OF GRADE LEVEL TEXT FLUENTLY	Steve Chance Billy Tom Christine Vanessa	Have the class read a 2-3 paragraph piece of text Circle words that you have never seen before or had a hard time reading.
COMPREHEND A PIECE GRADE LEVEL TEXT	Matt Debbie Jessica April Patty	Answer 3 fill in the blank questions that show understanding of the text. With the 3 questions above draw a line from your fill in the blank answer to the word or sentence from the text that supports your answer.
SUMMARIZE GRADE LEVEL TEXT WHILE IDENTIFYING THE MAIN IDEAS AND DETAILS	Sara Jaxynn Renn Sue Michael	Write a 3-5 sentence summary of the text while conveying the author's purpose / theme. Write the main idea of the text and with your highlighter, highlight the three supporting details.
COMPARE AND CONTRAST TWO EVENTS OR CHARACTERS IN A PIECE OF GRADE LEVEL TEXT	Rod Erin Shannon	Compare and contrast two events or characters in the text; use the text to support your similarities and differences. Use a Venn diagram to organize your thoughts.

LESSON PLAN FOR TIER 2 INTERVENTION

Time

READ A PIECE OF GRADE LEVEL TEXT FLUENTLY	_ min.	Have the class read a 2-3 paragraph piece of text Circle words that you have never seen before or had a hard time reading.
COMPREHEND A PIECE GRADE LEVEL TEXT	_ min.	Answer 3 fill in the blank questions that show understanding of the text. With the 3 questions above draw a line from your fill in the blank answer to the word or sentence from the text that supports your answer.
 SUMMARIZE GRADE LEVEL TEXT WHILE IDENTIFYING THE MAIN IDEAS AND DETAILS	_ min.	Write a 3-5 sentence summary of the text while conveying the author's purpose / theme. Write the main idea of the text and with your highlighter, highlight the three supporting details.
COMPARE AND CONTRAST TWO EVENTS OR CHARACTERS IN A PIECE OF GRADE LEVEL TEXT	_ min.	Compare and contrast two events or characters in the text; use the text to support your similarities and differences. Use a Venn diagram to organize your thoughts.